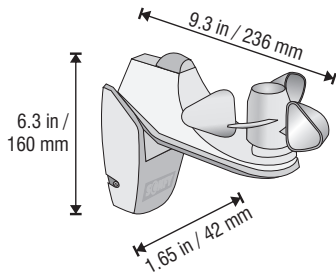


EOLIS & SOLIRIS SENSORS

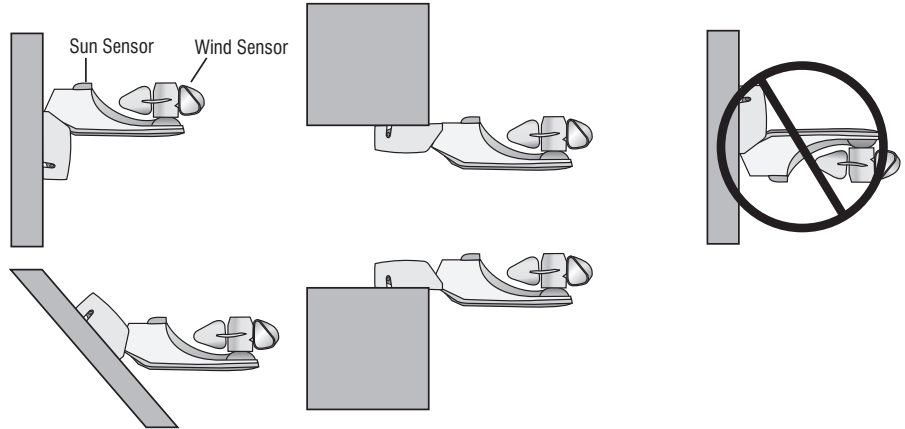
Installation Diagrams

DIMENSIONS



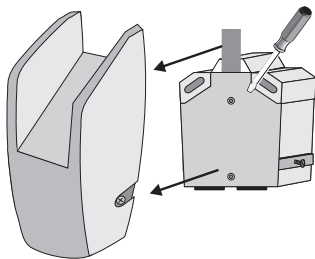
EOLIS - CAT NO.: 9101481 (6150545)
SOLIRIS - CAT NO.: 9101475 (6150518)

MOUNTING

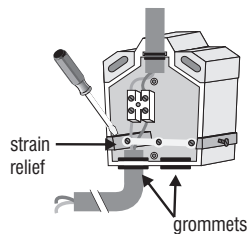


WIRING

1. Remove Cover and unscrew plate over wiring



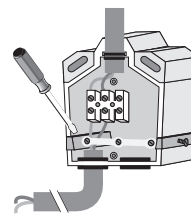
2. Take out black grommets and loosen the strain relief



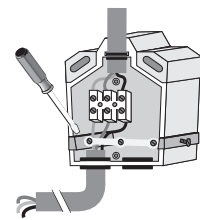
3. Connect wires as indicated

COLOR CODE

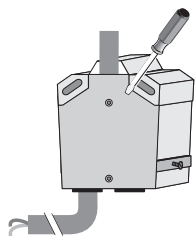
	BLACK
	BROWN
	BLUE



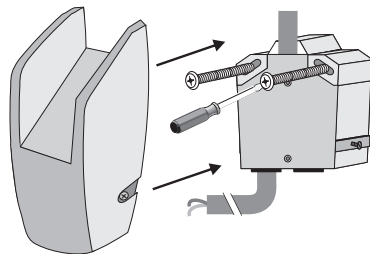
EOLIS
wind only



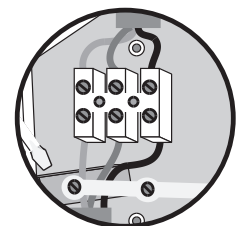
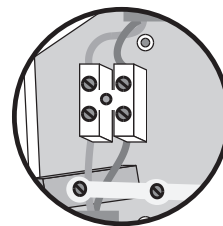
SOLIRIS
sun & wind



4. Replace wire cover



5. Mount to wall and replace cover



SUN CONTROL
RETRACTABLE SHADES
America's Shade Experts

Toll Free 877-792-1775 | Fax 877-792-0031
swsuncontrolpro.com | sales@swsuncontrol.com